





# Getting Started in High School

## Senior Year – Fall

 Request and complete admissions and financial aid applications. Applications are often available from the college's website

 Look for scholarship opportunities. List below scholarships that you are eligible to apply for and the application deadline.

---




---





---



---

 Take the SAT or ACT again, if you want to try to get a higher score. Most colleges will only look at the highest score earned.


 Ask your teachers and mentors to write letters of recommendation, which may be needed for scholarship applications. You want to ask someone who knows you well, and consider asking people who know you in different settings, so that they can share the different ways that they know you. For example, you want someone who can discuss your academics: how hard you study, etc. In addition you want someone who can talk about any volunteer work you do. Ask the teacher or mentor if they would like a copy of your resume to assist them as they write the letter.


 If you have taken any Advanced Placement or dual-credit courses in high school, check to be sure that they meet your college's requirements.


College/ University	Application Deadline	Date Completed/ Submitted

Name of person to ask for a recommendation letter	Which application is the letter needed for?	What do I want to ask them to highlight in the letter?

## Senior Year – Spring

 Complete the FAFSA (Free Application for Federal Student Aid) as soon as possible after January.  
[www.fafsa.ed.gov/](http://www.fafsa.ed.gov/)

 Decide which college or university you plan to attend, and confirm your acceptance with them according to their instructions.

 Confirm acceptance of any scholarships and other financial aid as instructed by the donor. Generally, this must be done in writing.